


Service Robotic/サービスロボット

A Internal Connection

Board-to-Board

FunctionMAX



FX18

Pitch: 0.8mm
Stacking Height: 10.0-45.0mm
High Speed Transmission(16Gbps)

FunctionMAX



FX23/FX23L

Pitch: 0.5mm
Stacking Height: 8.0-30.0mm,
11.9-20.9mm (Right Angle)
High Speed Transmission (16Gbps)
Floating Design



DF12N

Pitch: 0.5mm
Stacking Height:
3.0-5.0mm
Depth: 4.6mm



DF40

Pitch: 0.4mm
Stacking Height:
1.5-7.0mm
Depth: 3.38mm

Wire-to-Board

SignalBee



DF11

2 Rows, Space-saving
Pitch: 2.0mm
Rated Current: 2A Max.

SignalBee



DF50

Positive Lock
Pitch: 1.0mm
Rated Current: 2A Max.

SnapBee



DF57

Snap Lock, Low Profile
Pitch: 1.2mm, 2.4mm
Mated Height: 1.4mm
Rated Current: 3A Max.

A Internal Connection

FPC/FFC

FH



FH41

Front Flip
Pitch: 0.5mm
Height: 2.5mm
Depth: 6.2mm


FH



FH34

Back Flip
Pitch: 0.5mm
Height: 1.0mm
Depth: 3.8mm

FH



FH52K

Front Flip
Pitch: 0.5/1.0mm
Height: 2.0mm
Depth: 5.7mm

OneAction FH™



FH63S

Pitch: 0.5mm
Height: 2.8mm
Depth: 5.15mm


B Antenna/Microphone Module

Micro RF



U.FL

Mated Height: 1.9-2.4mm
Cable Size:
ø0.81/0.95/1.13/1.32/1.37mm
Frequency: 0 to 18GHz



X.FL

Mated Height: 1.3mm Max.
1.3mm Max.(ø1.13mm)
Cable Size: ø0.5/0.64/0.81/1.13mm
Frequency: 0 to 12GHz

C In-Line

Optical



BF4M

Built-in E/O-O/E converter,
Optical, Active, Connector
0.05-6.25Gbps

In-Line

SignalBee



DF62

Slim In-line
Rated Current:
4A Max.

SignalBee



DF62W

Slim In-line
IP67 Waterproof
Equivalent
(Mated)
Rated Current: 5A Max.

EnerBee



DF63W

Slim In-Line
Power Supply
IP67 Waterproof
(Mated)
Rated Current: 14A Max.

Circular Connectors



LF

Small Shielded
IP67,IP68 Waterproof
(Mated)
Rated Current: 10A Max.



HR30

Push-Pull Lock
IPX7/IPX8 Waterproof
(Mated)
Rated Current: 5A Max.



HR10

Push-Pull Lock
Rated Current: 2A




BH12

IPX6/IPX7 Waterproof
Power Hybrid
(Mated)
Rated Current: 20.0A (Power)

D Battery

Board-to-Board

FunctionMAX



FX30B

Misalignment Absorption Design
25A Max.
Pitch: 3.81/7.62mm

Wire-to-Board


EnerBee



DF60

Power Supply, 65A Max.*
Pitch: 10.16mm
*Derating Curve,
Ambient Temperature of 25°C.

EnerBee



DF63

Power Supply
15A Max.
Pitch: 3.96/7.92mm

EnerBee



DF33C

Power Supply
5A Max.
Pitch: 3.3mm

SnapBee



DF61Y

Power Supply
4A Max.
Pitch: 2.2mm

E Interface

I/O Connector

CX series



CX

USB Type-C
Transmission Speed: 20Gbps
Vertical, Top-Mount, Mid-Mount

IX series



IX

Compact and Robust
Cat6A